

# duravent™

## DDW®

### Duravent Double-Wall® Stovepipe

Interior close clearance stovepipe for connecting woodstoves to chimney

**ONLY AVAILABLE IN CANADA**



## Specifications

### DDW

#### Applications

Double-wall interior stovepipe for connecting wood stoves and other solid-fuel appliances to manufactured chimney.

#### Materials and Construction

.016" stainless steel inner wall.  
.018" galvanized outer, painted black.

#### Clearances

6" clearance to walls and ceilings.

#### Diameters

6", 7", 8"

#### Listings

listed to ULC S641.



Intertek

## Duravent Double-Wall Stovepipe

### SAFE, DURABLE, AND EFFICIENT

With the Double-Wall Stovepipe, Duravent has designed a product that has been successfully tested to 2100°F at a 6-inch clearance from combustible materials. This level of safety delivers the peace of mind your customers demand. Temperature rating of 1000°F Max continuous; 1400°F brief forced fired; and 2100°F 30 minutes tested.

The inner liner is made of corrosion-resistant stainless steel, helping to deliver better protection of the exterior finish. The outer wall features a series of openings that allow for maximum recovery of heat from the flue gases. In fact, it is almost as efficient as a single wall black pipe.

### DESIGNED FOR INSTALLATION EASE

The Duravent Double-Wall black stove pipe can be safely installed as close as 6 inches to combustible materials, providing greater installation flexibility. Furthermore, it may be used with all types of stoves and is available in diameters of 6, 7 and 8 inches.

To simplify installation, Duravent has designed a telescopic Double-Wall black pipe, which extends from 3-1/2 feet to 5-1/2 feet. There is no need to determine the number of lengths required and no need for cutting—it will adjust to your application.

### LONG-LASTING ASSURANCE

Duravent warrants a limited lifetime warranty for its double wall black stove pipe.





# DOUBLE-WALL STOVE PIPE

Features	Benefits
Exclusive twist-lock assembly	<ul style="list-style-type: none"><li>• No screws or other attachments required</li><li>• Fast and easy installation with 1/8-inch turn</li></ul>
Stainless steel inner lining	<ul style="list-style-type: none"><li>• Enhanced corrosion &amp; heat resistance for lifetime performance</li></ul>
Outer wall with series of openings	<ul style="list-style-type: none"><li>• Allows for maximum recovery of heat from the flue gases</li><li>• Provides low surface temperature</li></ul>
Telescopic design extends from 3-1/2 feet to 5-1/2 feet	<ul style="list-style-type: none"><li>• Adjusts to the application</li><li>• No need to predetermine lengths</li><li>• No need for cutting</li><li>• Saves time and material costs</li></ul>
Limited lifetime warranty	<ul style="list-style-type: none"><li>• Assures product confidence and peace of mind</li></ul>

# Installation

The clearance between the stove connector and any combustible material must not be less than 6 inches.

For most straight installations, only a telescopic length will be required. The telescopic length adjusts from 42" up to 66".

For installations with high ceilings, we recommend that the maximum vertical length (no elbows) of double wall black connector that can be installed should be 20'.

## Creosote

Smoke from a wood fire always contains some unburned gases and a fog of unburned tarlike liquids. When these materials condense they form a dark brown or black deposit called creosote. Creosote formation in a chimney cannot be eliminated, but it can be minimized by:

1. Keeping the temperature of the gases in the chimney above 300°F.
2. Making small hot fires rather than slow burning, smoldering fires.

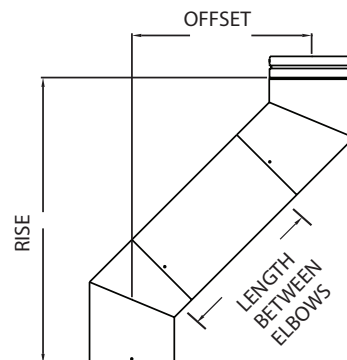
## Coal

Some coals contain large quantities of Sulphur (up to 7%). When coal is burned, Sulphur and coal ashes are deposited in the chimney flue. This deposit combines with moisture to form a highly corrosive acid (Sulphuric Acid). In order to protect your chimney connector, we recommend that you:

1. Burn only low Sulphur coals (less than 1% Sulphur).
2. Have your chimney cleaned within 48 hours of shutting down your stove at the end of the heating season. Be certain that all the soot is removed. Wipe the chimney flue using a strong solution of baking soda and water. This can be done by wrapping a rag around a chimney cleaning brush, dipping it in the baking soda-water solution, then passing it through the chimney three or four times.

## ELBOW OFFSET & RISE CHART

Diameter		Length between elbows				
		None	6"	12"	24"	36"
6"	Offset	2 ¼"	5 ¼"	9 ½"	18"	26 ½"
	Rise	11 ¾"	14 ¼"	18 ½"	27"	35 ½"
7"	Offset	3"	6"	10 ¼"	18 ¾"	27 ¼"
	Rise	12"	15"	19 ¼"	27 ¾"	36 ¼"
8"	Offset	3 ¾"	6 ¾"	10 ½"	19"	27 ½"
	Rise	13 ½"	16 ½"	20 ¾"	29 ¼"	37 ¾"



This Double-Wall stove pipe is used to connect a solid, liquid or gas fired appliance to a factory built or masonry chimney.

The clearance between the stove pipe and combustible material must not be less than 6 inches.

Do not enclose this stove pipe.

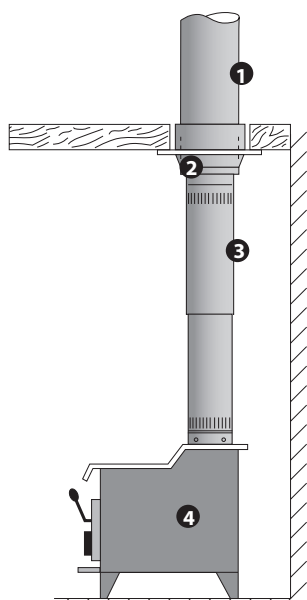
This stove pipe must not pass through attics, closets, walls, or ceilings.

Never overfire your stove. If any part of the stove or pipe is glowing red, then you are overfiring. Immediately close the stove's dampers until the system cools. The high temperature caused by overfiring can permanently damage the stove and may overheat nearby combustible walls and furniture.

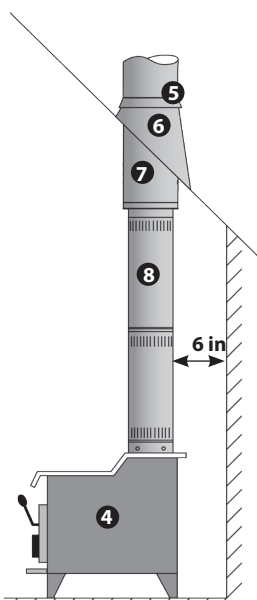
Install the stove and stove pipe as described in the installation instructions accompanying the stove. Be certain to maintain the required clearances to combustible construction.

Do not burn sea driftwood or treated wood. Salt and chemical components are highly corrosive to all types of stainless steel.

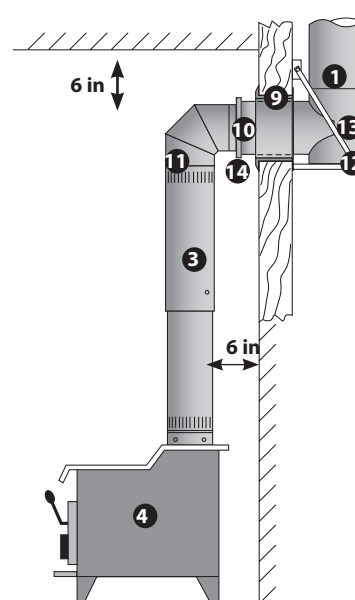
INSTALLATION KEY	
1	Insulated Chimney
2	Finishing Support/Ceiling Support
3	Telescopic Length
4	Appliance
5	Storm Collar
6	Roof Flashing
7	Round Ceiling Support
8	Double Wall Lengths
9	Insulated Wall Thimble
10	Decorative Collar
11	Elbow
12	Wall Support
13	Insulated Tee
14	Insulated Chimney Flue Extension



Straight installation

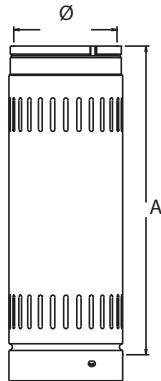


Cathedral ceiling installation



Through-the-wall installation

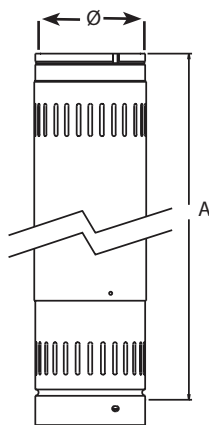
## Length



Designed for installation with minimum clearance of 6" to combustible material. Available in 6", 7", and 8" diameters clearance.  
\*Effective length

SIZE Ø		6"	7"	8"
6" LENGTH	A *	4 1/8"	4 1/8"	4 1/8"
	ORDER #	6DDW-L6	7DDW-L6	8DDW-L6
	STOCK #	810017218	810017238	810017257
12" LENGTH	A *	10 1/8"	10 1/8"	10 1/8"
	ORDER #	6DDW-L12	7DDW-L12	8DDW-L12
	STOCK #	810017219	810017239	810017258
24" LENGTH	A *	22 1/8"	22 1/8"	22 1/8"
	ORDER #	6DDW-L24	7DDW-L24	8DDW-L24
	STOCK #	810017220	810017240	810017259
36" LENGTH	A *	34 1/8"	34 1/8"	34 1/8"
	ORDER #	6DDW-L36	7DDW-L36	8DDW-L36
	STOCK #	810017221	810017241	810017260

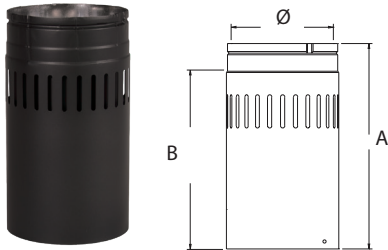
## Telescopic Length



Use for a two-piece installation from stove to ceiling support box.  
No cutting required.  
\*Effective length.

SIZE Ø	6"	7"	8"
A*	42" - 66"	42" - 66"	42" - 66"
ORDER #	6DDW-L42A	7DDW-L42A	8DDW-L42A
STOCK #	810017222	810017242	810017261

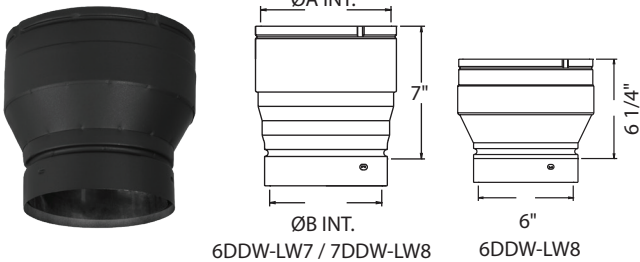
### Adjustable Length



Slide over any regular length. Not to be used with Elbows.  
\*Adjustment range.

SIZE Ø		6"	7"	8"
12" Adjustable	A	12"	12"	12"
	B *	3" - 9"	3" - 9"	3" - 9"
	ORDER #	6DDW-L3A	7DDW-L3A	8DDW-L3A
	STOCK #	810017223	810017243	810017262
18" Adjustable	A	18"	18"	18"
	B *	3" - 16"	3" - 16"	3" - 16"
	ORDER #	6DDW-L18A	7DDW-L18A	8DDW-L18A
	STOCK #	810017224	810017244	810017263
36" Adjustable	A	36"	36"	36"
	B *	3" - 34"	3" - 34"	3" - 34"
	ORDER #	6DDW-L36A	7DDW-L36A	8DDW-L36A
	STOCK #	810017225	810017245	810017264

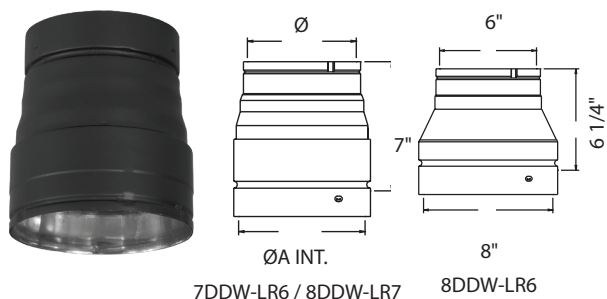
### Increaser



Use to increase stove pipe diameter.

SIZE Ø	6"	7"	8"
A	7"	8"	8"
B	6"	7"	6"
ORDER #	6DDW-LW7	7DDW-LW8	6DDW-LW8
STOCK #	810017232	810017251	810017233

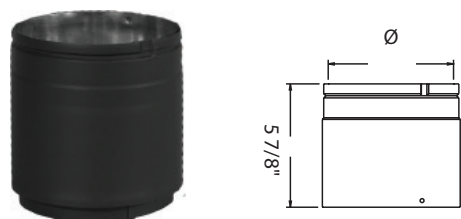
### Reducer



Use to decrease the stove pipe diameter. Use of this part must be approved by the appliance manufacturer or authority having jurisdiction.

SIZE Ø	6"	7"	8"
A	7"	8"	8"
ORDER #	7DDW-LR6	8DDW-LR7	8DDW-LR6
STOCK #	810017252	810017272	810017273

### Stove Adaptor



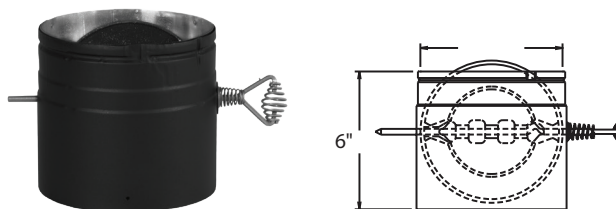
Use as required to connect stovepipe to stove outlet.

SIZE Ø	6"	7"	8"
ORDER #	6DDW-AB	7DDW-AB	8DDW-AB
STOCK #	810017230	810017250	810017269

Jotul Stove Specific Adapter available.

SIZE Ø	6"
ORDER #	6DDW-AJOTUL
STOCK #	810017231

### Damper

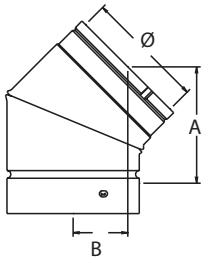


Connects pipe to the appliance flue outlet. Will replace Stove adaptor. Required for chimney draft control.

SIZE	6"	7"	8"
ORDER #	6DDW-LK	7DDW-LK	8DDW-LK
STOCK #	810017234	810017253	810017274



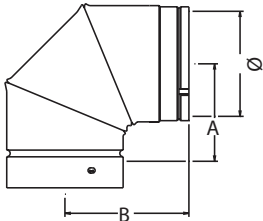
45° Elbow



Use as required to offset flue.

SIZE Ø	6"	7"	8"
A	5 1/4"	5 1/2"	6 1/4"
B	2 7/16"	2 5/8"	2 3/4"
ORDER #	6DDW-E45	7DDW-E45	8DDW-E45
STOCK #	810017227	810017247	810017266

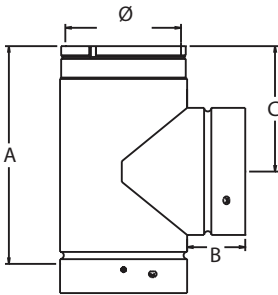
90° Elbow



Use as required to offset flue.

SIZE Ø	6"	7"	8"
A	5 5/32"	5 3/4"	7 11/16"
B	5 23/32"	6 5/8"	7 3/4"
ORDER #	6DDW-E90	7DDW-E90	8DDW-E90
STOCK #	810017228	810017248	810017267

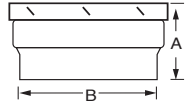
Tee



Use on rear-vented outlets.  
Includes clean-out cap.

SIZE Ø	6"	7"	8"
A	10 1/4"	12 1/4"	14 1/4"
B	3"	2 7/8"	7 1/16"
C	6 1/16"	7 1/16"	8 1/16"
ORDER #	6DDW-T	7DDW-T	8DDW-T
STOCK #	810017226	810017246	810017265

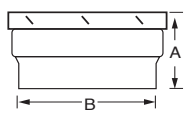
### DuraTech® Premium Flue Extension



Use to connect stovepipe to DuraTech Premium (DTP) Chimney.

SIZE	6"	7"	8"
A	3"	3"	3"
B	5 <sup>7</sup> / <sub>8</sub> "	6 <sup>7</sup> / <sub>8</sub> "	7 <sup>7</sup> / <sub>8</sub> "
ORDER #	6DTP-CA	7DTP-CA	8DTP-CA

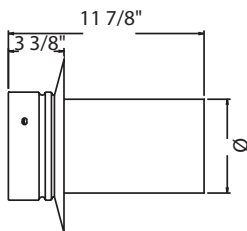
### DuraTech® Canada Flue Extension



Use to connect stovepipe to DuraTech Canada (DTC) Chimney.

SIZE	6"	7"	8"	10"
A	3"			
B	6"	7"	8"	10"
ORDER #	6DTC-CA	7DTC-CA	8DTC-CA	10DTC-CA

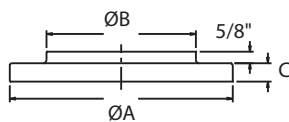
### Masonry Chimney Adaptor



Required to connect to a masonry chimney.

SIZE Ø	6"	7"	8"
ORDER #	6DDW-MA	7DDW-MA	8DDW-MA
STOCK #	810017229	810017249	810017268

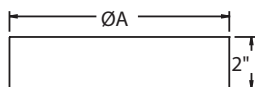
### Decorative Collar



Conceals the joint between the double wall connector and the insulated chimney in a Through-the -Wall installation.  
\*DDW-QDH for DTC chimney; \*DDW-QDH for DTP chimney.

SIZE Ø	6"	7"	8"
A	8 1/8"	9 3/8"	10 3/8"
B	6 5/8"	7 5/8"	7/8"
C	1 3/8"	7/8"	7/8"
ORDER #	6DDW-QDH	7DDW-QDH	8DDW-QDH
STOCK #	810017235	810017254	810017275
SIZE Ø	6"	7"	8"
A	10 1/8"	11 1/8"	12 1/8"
B	6 5/8"	7 5/8"	8 5/8"
C	7/8"	7/8"	7/8"
ORDER #	6DDW-QDX	7DDW-QDX	8DDW-QDX
STOCK #	810017236	810017255	810017276

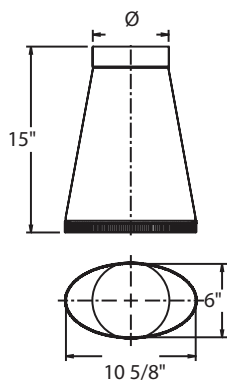
### Trim Collar



Used to conceal the joint between the double wall stove pipe and the chimney in a Through-the -Wall installation.

SIZE Ø	6"	7"	8"
A	6-1/2"	7-15/32"	8-17/32"
ORDER #	6DDW-Q	7DDW-Q	8DDW-Q
STOCK #	810017237	810017256	810017277

### Oval-Round Stove Adaptor



For connection of stovepipe to appliances with oval outlet collars. For advice on sizing, please refer to our installation instructions.

SIZE Ø	6"	8"
ORDER #	8DDW-LORR6A	8DDW-LORA
STOCK #	810017271	810017270



## DuraVent Limited Lifetime Warranty

DuraVent, Inc. ("DuraVent") provides this limited lifetime warranty for all of its products with the exception of Ventinox® (lifetime), and PolyPro® (ten years). Subject to the limitations set forth below, DuraVent warrants that its products will be free from defects in material or manufacturing, if properly installed, maintained and used. DuraVent products are fully warranted if installed only by a professional installer. This Warranty is transferable from the original homeowner to the buyer of the home. This warranty does not cover normal wear and tear, smoke damage or damage caused by chimney fires, acts of God, or any product that was: (1) purchased other than from an authorized DuraVent dealer, retailer or distributor; (2) modified or altered; (3) improperly serviced, inspected or cleaned; or (4) subject to negligence or any use not in accordance with the installation instructions included with the product as determined by DuraVent. Installation instructions are available online at [www.duravent.com](http://www.duravent.com) under Support/Literature and through our Customer Service Department 800-835-4429 or [customerservice@duravent.com](mailto:customerservice@duravent.com). This limited lifetime warranty applies only to parts manufactured by DuraVent.

DuraVent provides the following warranties for its products: One Hundred Percent (100%) MSRP 15 years from the date of purchase, and Fifty Percent (50%) thereafter, except for the following limitations on: all Termination Caps and DuraBlack® are warranted at One Hundred Percent (100%) for five years.

All warranty obligations of DuraVent shall be limited to repair or replacement of the defective product pursuant to the terms and conditions applicable to each product line. These remedies shall constitute DuraVent's sole obligation and sole remedy under this warranty. This warranty provides no cash surrender value. The terms and conditions of this warranty may not be modified, altered or waived by any action, inaction or representation, whether oral or in writing, except upon the express, written authority of an executive officer of DuraVent.

Corn, bio-fuels, driftwood or other wood containing salt, preservative-treated lumber, plastic and household trash or garbage, or wood pellets containing such materials must not be burned in the appliance or fireplace. In case of a chimney fire, the chimney must be inspected and approved by a certified Chimney Sweep before reuse. After each annual inspection, maintenance, and cleaning, the certified Chimney Sweep must fill out and date the appropriate section of the warranty card provided with the chimney liner.

LIMITATIONS ON INTERNET SALES: Notwithstanding any other terms or conditions of this Limited Lifetime Warranty, DuraVent provides no warranty for the following specific products if such products are not installed by a qualified professional installer: DuraTech®, DuraTech® DTC, DuraPlus HTC®, DuraTech® Premium, DDW®, DuraChimney® II, DuraPlus Canada 2, PelletVent Pro®, DirectVent Pro®,

FasNSeal®, FasNSeal® W2, FasNSeal® Flex, and PolyPro®, and DuraVent's relining products including DuraLiner®, DuraFlex® (SW, Pro, 316, 304), and Ventinox®. For purposes of this warranty, a trained professional installer is defined as one of the following: licensed contractors with prior chimney installation experience, CSIA Certified Chimney Sweeps, NFI Certified Specialists, or WETT Certified Professionals.

DuraVent must be notified and given the opportunity to inspect defective product prior to replacement under the terms of this limited lifetime warranty. All warranty claims must be submitted with proof of purchase. Labor and installation costs are not covered under this warranty. To obtain warranty service contact: DuraVent Warranty Service, 877 Cotting Ct., Vacaville CA 95688, or call 800-835-4429.

WHERE LAWFUL, DURAVENT DISCLAIMS ALL OTHER WARRANTIES, INCLUDING BUT NOT LIMITED TO IMPLIED WARRANTIES OF MERCHANTABILITY AND FITNESS FOR A PARTICULAR PURPOSE. IN NO EVENT WILL DURAVENT BE LIABLE FOR INCIDENTAL, CONSEQUENTIAL, PUNITIVE OR SPECIAL DAMAGES OR DIRECT OR INDIRECT LOSS OF ANY KIND, INCLUDING BUT NOT LIMITED TO PROPERTY DAMAGE AND PERSONAL INJURY. DURAVENT'S ENTIRE LIABILITY IS LIMITED TO THE PURCHASE PRICE OF THIS PRODUCT. SOME STATES DO NOT ALLOW LIMITATIONS ON IMPLIED WARRANTIES, OR THE EXCLUSION OR LIMITATION OF INCIDENTAL OR CONSEQUENTIAL DAMAGES, SO THE ABOVE LIMITATIONS AND EXCLUSIONS MAY NOT APPLY TO YOU. THIS LIMITED WARRANTY GIVES YOU SPECIFIC LEGAL RIGHTS, AND YOU MAY ALSO HAVE OTHER RIGHTS THAT VARY FROM STATE TO STATE.

For the most up-to-date installation instructions, see [www.duravent.com](http://www.duravent.com)

# DuraVent®

[www.duravent.com](http://www.duravent.com) | 800-835-4429

L209\_810007492\_DV Limited Lifetime Warranty\_06-2021





BUILD FOR THE FUTURE

Customer Service and Support:

Airmate (USA).....	800.992.8368
Airmate (CAN) .....	888.735.5475
Ameriflow .....	800.252.8467
Amerivent (Retail).....	800.252.8467
Amerivent (Hearth & Wholesale) ....	800.423.4270
Amerivent (Support).....	800.748.0392
AMPCO (USA) .....	800.669.3269
AMPCO (CAN).....	888.735.5475
Duravent .....	800.835.4429
Hart & Cooley.....	800.433.6341
Hart & Cooley (Support) .....	800.748.0392
Heatfab (USA).....	800.772.0739
Heatfab (CAN) .....	800.848.2149
Lima.....	800.423.4270
Milcor .....	800.774.5240
Portals Plus.....	800.774.5240
RPS.....	800.624.8642
Security Chimney (USA).....	800.361.4909
Security Chimney (CAN) .....	800.667.3387
Selkirk (USA) Residential .....	800.992.8368
Selkirk (USA) Commercial.....	800.848.2149
Selkirk (USA) Support.....	800.748.0392
Selkirk (CAN) .....	888.735.5475

Manufacturing & Distribution Centers:

CANADA	
Nobel, ON	Manufacturing
Laval, QC	Manufacturing
Prescott, ON	Distribution
USA	
Grand Rapids, MI	Center of Excellence
Dallas, TX	Distribution
Englewood, OH	Distribution
Huntsville, AL	Manufacturing & Distribution
Mira Loma, CA	Distribution
Nampa, ID	Manufacturing & Distribution
Turner Falls, MA	Manufacturing & Distribution
Vacaville, CA	Manufacturing
MEXICO	
Ojinaga, MX	Manufacturing
Mexicali, MX	Manufacturing

Corporate Headquarters:

Duravent Group  
 28 W. Adams, Suite 1810  
 Detroit, MI 48226  
 Tel: 800.835.4429  
 Email: [info@duraventgroup.com](mailto:info@duraventgroup.com)  
[www.duraventgroup.com](http://www.duraventgroup.com)

**duravent**<sup>™</sup>

**duravent**<sup>™</sup>  
GROUP

BUILD FOR THE FUTURE

[www.duraventgroup.com](http://www.duraventgroup.com)

