

**duravent™**



## **DuraTech® Canada**

High Temperature, 1" Double-Wall, All-Fuel  
Chimney System

ULC S629, ULC S604, and UL 103HT



# At Duravent, we have been manufacturing chimney since 1956

That makes us one of the oldest manufacturers of venting products in North America.

The knowledge & experience gained over the years is reflected in the quality of the venting products we offer today. DuraTech Canada (DTC) is a perfect example. This all-fuel chimney was developed for hearth professionals in 2014, and is based on a proven design.

It is ideal for use with all solid-fuel appliances including freestanding wood stoves. DTC's slim profile and smaller frame size are ideal for use in tight spaces. The lighter weight also makes it easy on the back; an important feature for installers who climb ladders every day.

Even better – unlike some competitors, when enclosed DTC requires no continuous shields to meet Canada's ULC-S629 Standard.



## DuraTech Canada Features & Benefits

FEATURES	BENEFITS
Proven engineered design with inner flue and outer casing both made of sturdy, high-quality, corrosion-resistant stainless steel	<ul style="list-style-type: none"> <li>• Long, dependable service life means this will be the last chimney your home will ever need</li> </ul>
Free-Floating stainless inner flue	<ul style="list-style-type: none"> <li>• Flue is fixed only to male coupler on one end leaving it free to accommodate thermal expansion &amp; contraction</li> <li>• Minimizes risk of metal fatigue and associated buckling / tearing that can occur with use; especially during chimney fires</li> </ul>
Laser-Welded Inner and Outer Seams	<ul style="list-style-type: none"> <li>• Enhances vertical strength</li> <li>• Eliminates potential source of leakage</li> <li>• Improves product quality &amp; consistency</li> </ul>
Twist-Lock Assembly with End Couplers	<ul style="list-style-type: none"> <li>• Enables quick connection of pipe lengths in seconds with just a 1/8th turn</li> <li>• Eliminates need for awkward locking bands</li> <li>• Multi-point contact between couplers combined with generous overlap adds cross-sectional strength and reliable joint connection</li> </ul>
One-inch wall thickness filled with exclusive mineral-wool insulation that will not shift or settle	<ul style="list-style-type: none"> <li>• Insulation helps to keep the heat in and the cold out</li> <li>• Maintains higher flue-gas temperatures for fast start-ups and stable draft performance</li> <li>• Reduces condensation and related creosote deposits – the fuel that feeds a chimney fire</li> <li>• Eliminates risk of hot-spots</li> </ul>
Slim, compact profile and lower weight yet still permits installation with as little as 2" clearance-to-combustibles	<ul style="list-style-type: none"> <li>• Fits within a smaller frame and enclosure making it ideal for use in both renovation and new construction</li> <li>• DTC is easy on the back - 6" diameter weighs in at just 5.2 lbs. per linear foot</li> </ul>
No need for continuous shields when enclosed	<ul style="list-style-type: none"> <li>• Eliminates cost of extra parts &amp; labour</li> <li>• Simplifies installations</li> </ul>
Heavy-Duty Ceiling Supports with Integrated Coupler & Flue Extension	<ul style="list-style-type: none"> <li>• Factory-assembled as a single part to minimize air leakage around chimney</li> <li>• Reduces number of parts needed and simplifies installation</li> </ul>
Wide variety of insulated components and vapor-barrier friendly designs to match today's high-efficient homes	<ul style="list-style-type: none"> <li>• Keeps heating dollars in the home instead of being lost through walls &amp; ceilings</li> <li>• Taller shields to suit deeper attic insulation levels</li> <li>• Ability to seal around chimney minimizes potential air leakage</li> <li>• Reduces risk of severe condensation in cold climates</li> <li>• Helps to prevent water damage within exterior walls and within ceiling / roof assemblies</li> </ul>
Universal Support Hardware	<ul style="list-style-type: none"> <li>• Roof Brace, Roof Support, Wall Support, and Wall Band all feature universal collar that can be sized to fit any diameter of DTC pipe from 5" up to 8"</li> </ul>
Industry's BEST Limited Lifetime Warranty	<ul style="list-style-type: none"> <li>• Unlike most others, our warranty is TRANSFERABLE to a future owner (competitor warranties are good only to the original purchaser)</li> <li>• Adds value for both the homeowner and prospective homeowner</li> </ul>

---

## Specifications

### Applications

DuraTech Canada (DTC) is a double-wall, all-fuel chimney system for use with wood stoves, wood fireplaces and other appliances using wood, oil, gas, or coal.

### Materials and Construction

.016" 441 stainless steel inner wall.  
.016" 430 stainless steel outer wall.  
1" high-temperature mineral fiber insulation. Laser welded seam.

### Clearances

2" clearance to combustibles

### Diameters

5", 6", 7", 8", 10"

### Listings

ULC S629, ULC S604, and UL 103HT

## ULC S629, ULC S604, and UL 103HT System

### DuraTech® Canada

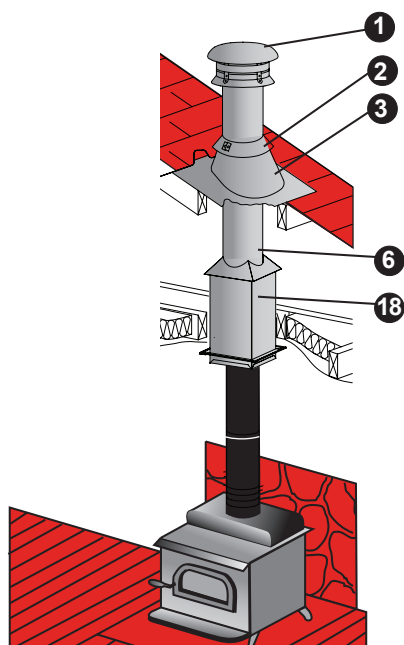
DuraTech Canada (DTC) is a double-wall, all-fuel chimney system for use with wood stoves, wood fireplaces and other appliances using wood, oil, gas, or coal. The use of stainless steel, selected for its resistance to high temperatures and corrosion, lends outstanding durability to the DuraTech Canada high-temperature chimney.

DuraTech Canada features 1" of high-temperature mineral fiber insulation. This insulation minimizes heat loss through the chimney walls and can withstand intense heat. The free-floating inner lining is attached only to the male coupler at the top, expanding and contracting freely with temperature fluctuations. The external casing carries the structural load. All DTC pipe lengths, elbows, and other fittings feature fast and easy twist-lock assembly with just one-eighth turn. Even better, DTC uses universal support hardware to speed up installation and to dramatically reduce the number of SKUs you need to keep in inventory.





## Typical Installations



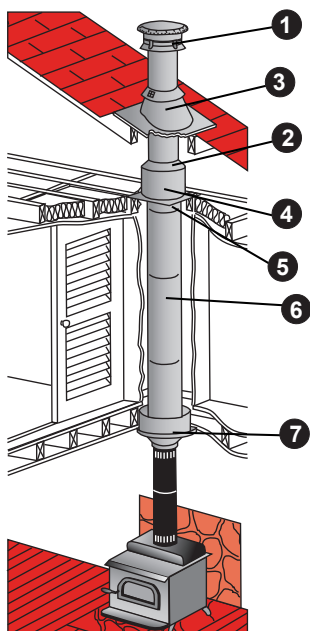
Single-Story Woodstove

### Installation Key

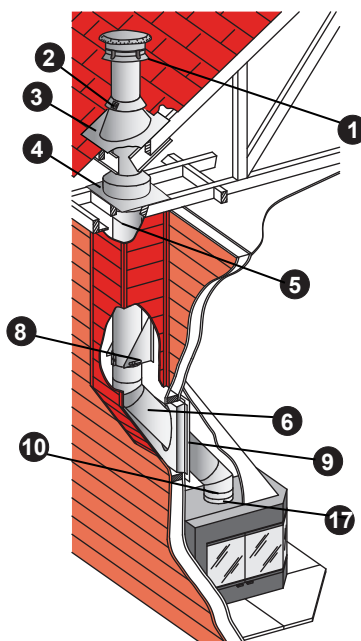
1	Vertical Cap	11	Floor Support
2	Storm Collar	12	Flue Extension
3	Adjustable Roof Flashing	13	Tee
4	Attic Radiation Shield	14	Wall Thimble
5	Firestop	15	Tee Cap
6	Length	16	Tee Support
7	Finishing Support	17	Anchor Plate (optional)
8	Re-Support	18	Reduced Clearance Support
9	Wall Radiation Shield		
10	Elbow		

• Refer to our Typical Venting Installation drawings to select the appropriate component parts for your installation.

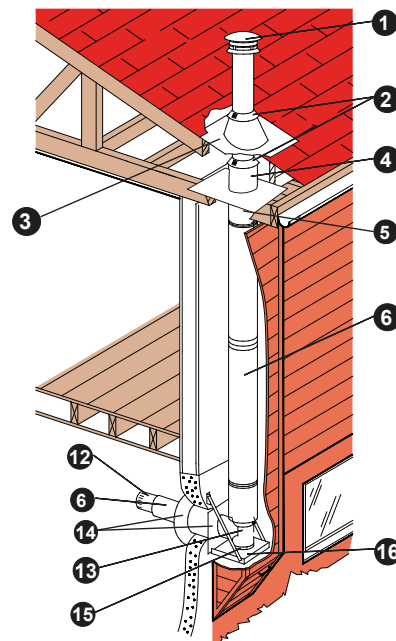
• Always refer to installation instructions for complete information.



Multi-story Woodstove



Fireplace through exterior insulated chase



Exterior installation to a wood stove

For guidance in selecting stovepipe components, see our catalogs for Duravent's DVL, USP, or DuraBlack stovepipe.

## Loadbearing Capacity

Please reference the chart below for each diameter's and supports load bearing capacity. Maximum height in feet.

Ø Interior	5"	6"	7"	8"	10"
Floor Support Plate	32	32	32	32	32
Reduced Clearance Support	--	60	50	45	--
Adjustable Tee Support	63	63	55	48	39
Roof Support	42	34	27	24	20
Wall Support	63	28	24	20	
Square Cathedral Support	--	60	50	45	35
Finishing Support	--	75	65	59	--

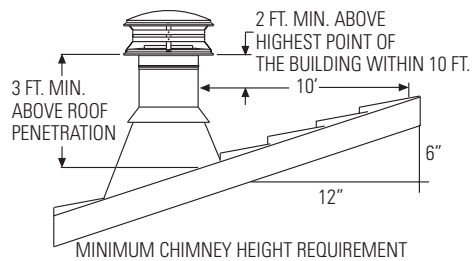
## Size of Openings

The size of the opening may vary depending on the pitch of the roof.

Always maintain the minimum 2" clearances to the chimney. The only exception to this rule is with Reduced Clearance Supports (RCS). Consult our instructions.

Ø Interior	5"	6"	7"	8"	10"
Floor Support Plate	11 3/8"	12 3/8"	13 3/8"	14 3/8"	16 3/8"
Finishing Support	11 3/8"	12 3/8"	14 3/8"	14 3/8"	--
Roof Support	11 3/8"	12 3/8"	13 3/8"	14 3/8"	16 3/8"
Wall Thimble	11 3/8"	12 3/8"	13 3/8"	14 3/8"	16 3/8"
Firestop	11 3/8"	12 3/8"	13 3/8"	14 3/8"	16 3/8"
Cathedral Support	--	12 3/8"	14 3/8"	14 3/8"	--
Reduced Clearance Support	--	10 1/8"	11 1/8"	12 1/8"	--

## Planning Your Installation



**Figure 1**

The following recommendations are a general guideline to assist in the layout and selection of the chimney components needed for your installation. Always follow Duravent Installation instructions when installing your chimney system (enclosed with any support). Installation instructions can be viewed online at [www.duravent.com](http://www.duravent.com).

- The diameter of the chimney should match the outlet size of the appliance. An improperly sized chimney results in poor draft and excessive creosote formation.
- Measure the diameter of the appliance flue outlet. Select the chimney and either DVL, USP, or DuraBlack connector stovepipe with the same size diameter as the appliance flue outlet.
- Determine if the installation is a through-the-roof installation or a through-the-wall installation. A through-the-wall installation will require additional components (Wall Thimble, Tee/Cap, Tee Support, Wall Bands, Flue Extension, and Decorative Collar).
- Install the chimney in the interior of the structure whenever possible. A cold exterior chimney will produce less draft and will generate more creosote.
- If possible avoid offsets that serve to restrict the natural draft. A straight vertical installation is more efficient and less likely to develop creosote. If an offset is required to avoid rafters or other obstructions, measure the horizontal distance required and the vertical height available. 15°, 30° and 45° elbows are available. (Note: 45° elbows are only allowed in Canada. The maximum angle allowed in the U.S. is 30°.) A maximum of two offsets (four elbows) in a single installation are permitted. At least one suitable support if required for each offset.
- Determine the minimum chimney height above the roof line. Building codes require a minimum of 3' above the roof penetration and at least 2' higher than any portion of a building within 10'. See Figure 1. The termination cap is installed above that point. If chimney is more than 5' above the roof penetration a Roof Brace is required.
- Measure the roof pitch. For example, a 6/12 pitch has a vertical rise of 6" over a horizontal distance of 12". Select the appropriate flashing.
- Determine the total length of chimney and stovepipe required for the installation. To calculate the installed length of 6"-8" DuraTech Canada chimney pipe, subtract 1 1/4" per joint. Subtract 1 1/4" per joint of DuraBlack stovepipe. Subtract 3/4" per joint of DVL or 1 3/8" of USP stovepipe. Minimum chimney height, at sea level, of straight vertical chimney, is 10' to 15' above the appliance outlet. Higher elevations, or the use of elbows or a tee, will require approximately 30% to 60% more height to provide for an adequate draft.
- Be fire safe. Maintain at least 2" clearance to combustibles. Follow local building codes and have your chimney inspected by a certified professional.

Wall Support Kit



Through-Wall Option #1: Kit includes: Insulated Wall Thimble, Tee, Twist-Lock Tee Cap, Wall Support, Wall Band, Flue Extension, Decorative Collar for DVL stove pipe, and Vertical Cap. With this option, Tee can be positioned above or below Wall Support.

SIZE	6"
ORDER #	6DTC-WSK-2
STOCK #	810017215

Exterior Kit



Through-Wall Option #2: Kit includes: Insulated Wall Thimble, Tee, Twist-Lock Tee Cap, Tee Support with Coupler, Wall Band, Flue Extension, Decorative Collar for DVL stove pipe, Vertical Cap, and Spark Arrester. With this option, Tee is positioned on top of Tee Support.

SIZE	6"
ORDER #	6DTC-KTTW-2
STOCK #	810017197

Interior Kit

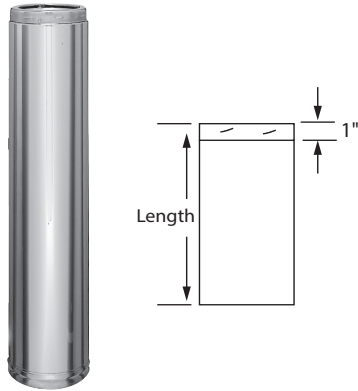


Kit includes: Round Finishing Support with removable trim collar, Adjustable Attic Radiation Shield, and Vertical Cap.

SIZE	6"
ORDER #	6DTC-KINC
STOCK #	810012705



## Pipe Length



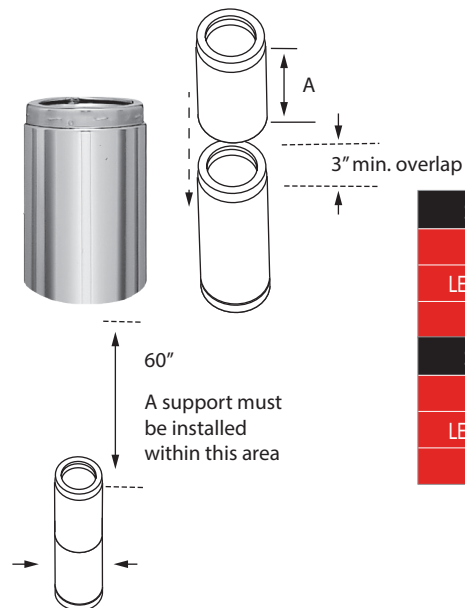
Available in sizes from 5 - to 10-inch diameters, the DuraTech Canada line offers double-wall, 1-inch insulated chimneys. Lengths twist-lock together with just an 1/8th rotation.

SIZE		5"		6"		7"	
Weight per foot (lbs)		4.1		5.2		6.4	
LENGTH	EFFECTIVE LENGTH	ORDER #	STOCK #	ORDER #	STOCK #	ORDER #	STOCK #
8"	6 3/4"	5DTC-08SS-2	810017152	6DTC-08SS-2	810017146	7DTC-08SS-2	810017140
12"	10 3/4"	5DTC-12SS-2	810017157	6DTC-12SS-2	810017151	7DTC-12SS-2	810017145
18"	16 3/4"	5DTC-18SS-2	810017156	6DTC-18SS-2	810017150	7DTC-18SS-2	810017144
24"	22 3/4"	5DTC-24SS-2	810017155	6DTC-24SS-2	810017149	7DTC-24SS-2	810017143
36"	34 3/4"	5DTC-36SS-2	810017154	6DTC-36SS-2	810017148	7DTC-36SS-2	810017142
48"	46 3/4"	5DTC-48SS-2	810017153	6DTC-48SS-2	810017147	7DTC-48SS-2	810017141

SIZE		8"		10"	
Weight per foot (lbs)		7.2		8.9	
LENGTH	EFFECTIVE LENGTH	ORDER #	STOCK #	ORDER #	STOCK #
8"	6 3/4"	8DTC-08SS-2	810017134	10DTC-08SS-2	810017163
12"	10 3/4"	8DTC-12SS-2	810017139	10DTC-12SS-2	810017162
18"	16 3/4"	8DTC-18SS-2	810017138	10DTC-18SS-2	810017161
24"	22 3/4"	8DTC-24SS-2	810017137	10DTC-24SS-2	810017160
36"	34 3/4"	8DTC-36SS-2	810017136	10DTC-36SS-2	810017159
48"	46 3/4"	8DTC-48SS-2	810017135	10DTC-48SS-2	810017158

## Adjustable Pipe Length



Used in combination with straight insulated lengths, the adjustable length makes it possible to fit a length perfectly, either vertically, horizontally, or at an angle.

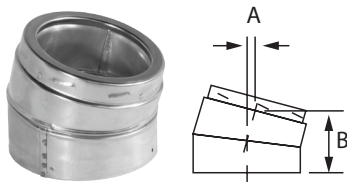
**IMPORTANT:** The adjustable length is not designed as a load bearing component. Its vertical installation requires an appropriate support on the section above it to bear the weight of the remaining installation.

SIZE	5"		6"		7"	
A	11 ¼"		11 ¼"		11 ¼"	
LENGTH	ORDER #	STOCK #	ORDER #	STOCK #	ORDER #	STOCK #
12"	5DTC-12TASS-2	810017201	6DTC-12TASS-2	810017200	7DTC-12TASS-2	810017199

SIZE	8"		10"	
A	11 ¼"		11 ¼"	
LENGTH	ORDER #	STOCK #	ORDER #	STOCK #
12"	8DTC-12TASS-2	810017198	10DTC-12TASS-2	810017202

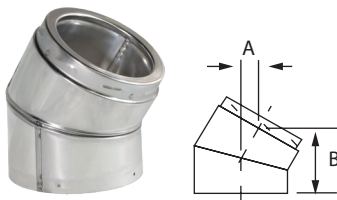
## 15° Elbow



Use to offset chimney around obstacles such as a joist or truss. A maximum of two offsets (4 elbows) is permitted. Each elbow is sold individually.

SIZE	5"	6"	7"	8"	10"
A	1/2"				
B	4 1/2"				
ORDER #	5DTC-E15SS-2	6DTC-E15SS-2	7DTC-E15SS-2	8DTC-E15SS-2	10DTC-E15SS-2
STOCK #	810017185	810017182	810017179	810017176	810017188

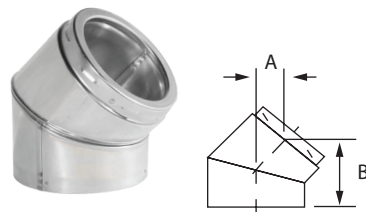
## 30° Elbow



Use to offset chimney around obstacles such as a joist or truss. A maximum of two offsets (4 elbows) is permitted. Each elbow is sold individually.

SIZE	5"	6"	7"	8"	10"
A	2"				
B	7 1/2"				
ORDER #	5DTC-E30SS-2	6DTC-E30SS-2	7DTC-E30SS-2	8DTC-E30SS-2	10DTC-E30SS-2
STOCK #	810017184	810017181	810017178	810017175	810017187

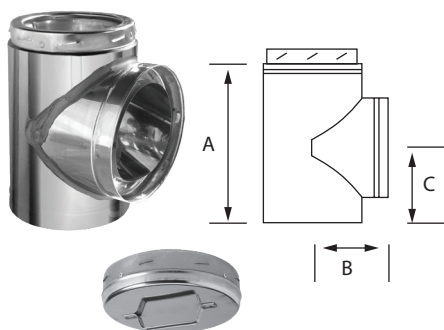
## 45° Elbow



Use to offset chimney around obstacles such as a joist or truss. A maximum of two offsets (4 elbows) is permitted. Each elbow is sold individually. **For use in Canada only.**

SIZE	5"	6"	7"	8"	10"
A	3"				
B	6 7/8"				
ORDER #	5DTC-E45SS-2	6DTC-E45SS-2	7DTC-E45SS-2	8DTC-E45SS-2	10DTC-E45SS-2
STOCK #	810017183	810017180	810017177	810017174	810017186

## Tee



Located at the base of the chimney, it provides the horizontal connection to the appliance. An insulated Tee Cap (TCI) is included.

SIZE	5"	6"	7"	8"	10"
A	9 1/2"	10 1/2"	11 3/4"	13"	15"
B	4 3/4"	5 1/4"	5 1/4"	6 1/4"	7 1/4"
C	5 1/2"	6"	6 1/2"	7 1/4"	8 1/4"
ORDER #	5DTC-TSS-2	6DTC-TSS-2	7DTC-TSS-2	8DTC-TSS-2	10DTC-TSS-2
STOCK #	810017167	810017166	810017165	810017164	810017168

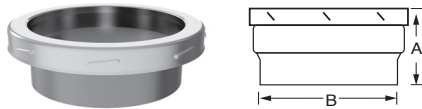
## Tee Cap (Twist-Lock)



The twist-lock cap makes inspection access and servicing easy.

SIZE	5"	6"	7"	8"	10"
ORDER #	5DTC-TCI	6DTC-TCI	7DTC-TCI	8DTC-TCI	10DTC-TCI
STOCK #	810007717	810007721	810007787	810007848	810013654

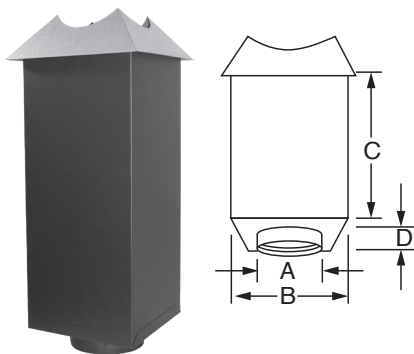
## Flue Extension



Used to make the transition from insulated chimney to stovepipe in a through-the-wall installation. Refer to installation instructions for more details.

SIZE	5"	6"	7"	8"	10"
A	3"				
B	5"	6"	7"	8"	10"
ORDER #	5DTC-CA	6DTC-CA	7DTC-CA	8DTC-CA	10DTC-CA
STOCK #	810017195	810017193	810017192	810017191	810017194

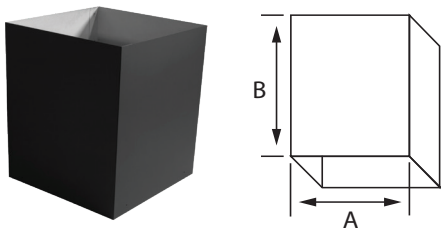
## Insulated Reduced Clearance Support box



Use to support chimney with flat, vaulted, or cathedral ceiling. Certified to reduce clearances from 2" to just 1" for any portion of chimney shielded within the support's box. Note: Any exposed chimney above the support still requires minimum 2" clearances-to-combustibles. Reduced clearance allows for smaller opening & frame within ceiling. Support can also serve as the Attic Radiation Shield. Includes top collar as shown, insulation, and two-piece adjustable black finish trim. Integrated adapter accepts either single-wall or double-wall stovepipe.

SIZE	6"	7"	8"
A	6"	7"	8"
B	10"	11"	12"
C	24"		
D	2"		
ORDER #	6DTC-RCS	7DTC-RCS	8DTC-RCS
STOCK #	810013790	810013791	810013792

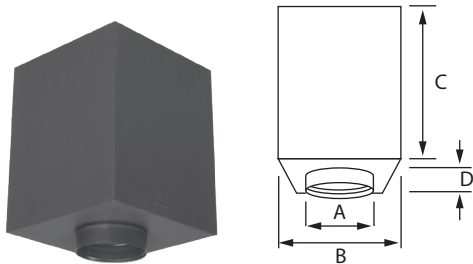
Reduced Clearance  
Support Extension



This part is designed to extend the height of the Insulated Reduced Clearance Support by 22" when additional height is required.  
Note: Not compatible with DTC-CS24 cathedral support.

SIZE	6"	7"	8"
A	10"	11"	12"
B	24"	24"	24"
ORDER #	6DTC-SE	7DTC-SE	8DTC-SE
STOCK #	810013793	810013794	810013795

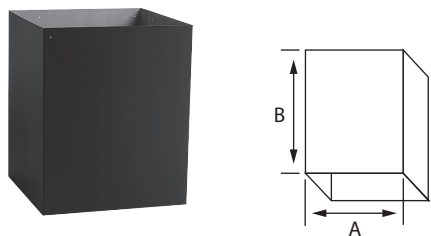
Square Cathedral Ceiling  
Support



Support for use with vaulted or cathedral ceilings. 6" version fits within 12" x 12" frame. Larger 7" and 8" versions will fit within frame between 16"-on-centre construction. Includes two-piece adjustable black finish trim. Integrated adapter accepts both single-wall or double-wall stovepipe.  
Note: Where attic is located immediately above this support, an attic radiation shield is required.

SIZE	6"	7"	8"
A	6"	7"	8"
B	12"	12"	12"
C	24"		
D	2"		
ORDER #	6DTC-CS24	7DTC-CS24	8DTC-CS24
STOCK #	810013264	810013265	810013266

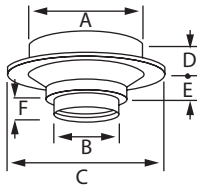
Square Cathedral Ceiling  
Support Extension



Use to extend the height of the Cathedral Support by up to 22".

SIZE	6"	7"	8"
A	12"	14 3/8"	
B	24"		
ORDER #	6DTC-CSE24	CSE24	
STOCK #	810013267	810017125	

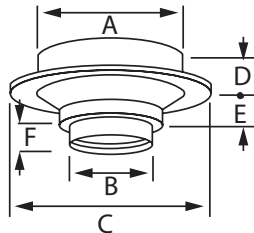
## Round Finishing Support w/ Removable Trim



Round Finishing Support for use on flat ceiling. 6" diameter only. Fits within 12-3/8" x 12-3/8" frame. Integrated adapter accepts either singlewall or double-wall stovepipe. Removable trim collar allows collar to be fastened in place after finish of ceiling is completed.

SIZE	5"	6"
A	12"	
B	5 1/4"	6"
C	20"	
D	5 1/2"	
E	3"	
F	2"	
ORDER #	5DTC-FSCR	6DTC-FSCR
STOCK #	810007686	810007732

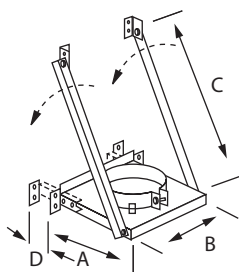
## Round Finishing Support



Same as above except collar is fixed; not removable. Integrated adapter accepts either single-wall or double-wall stovepipe.

SIZE	5"	6"	7"	8"
A	12"	12"	14 3⁄8"	14 3⁄8"
B	5 1⁄4"	6"	7"	8"
C	17"		20"	
D	5 1⁄2"			
E	3"			
F	2"			
ORDER #	5DTC-FSC	6DTC-FSC	7DTC-FSC	8DTC-FSC
STOCK #	810007685	810007731	810007794	810007855

## Adjustable Tee Support

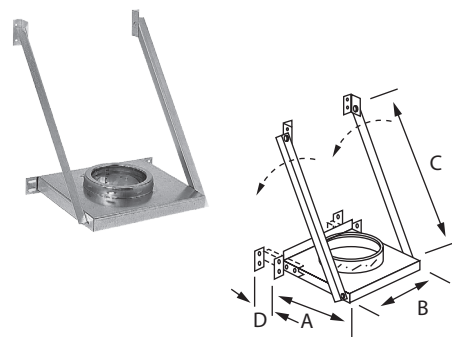


Use to support insulated tee on through-wall chimney installation. For installation versatility and convenience, tee can be placed above or below the support. Can also be used as a wall support or re-support. Adjustable arms and sliding base plate are factory-set to ensure minimum clearance of 2". Allows for 2" - 7" clearance to combustibles.

SIZE	5"	6"	7"	8"	10"
A	13"	13"	13"	13"	16"
B	16"				
C	26 3/4"				
D	0" to 5"				
ORDER #	5DTC-TSA	6DTC-TSA	7DTC-TSA	8DTC-TSA	10DTC-TSA
STOCK #	810007687	810007736	810007798	810007859	810013657



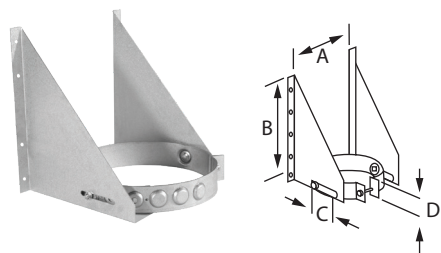
Adjustable Tee Support with Coupler



Use to support insulated tee on though-wall chimney installation. Access for inspection and service is incorporated from the underside of this support. Adjustable arms and sliding base plate are factory-set to ensure minimum clearance of 2". Allows for 2" - 7" clearance to combustibles.

SIZE	5"	6"	7"	8"	10"
A	11 1/2"	11 1/2"	11 1/2"	11 1/2"	11 1/2"
B	15"				
C	26 3/4"				
D	0" to 5"				
ORDER #	5DTC-TSAC-2	6DTC-TSAC-2	7DTC-TSAC-2	8DTC-TSAC-2	10DTC-TSAC-2
STOCK #	810017206	810017205	810017204	810017203	810017207

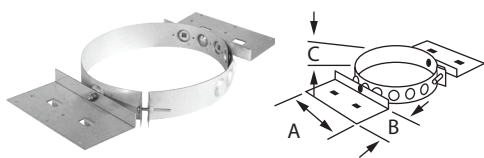
Re-Support  
(UNIVERSAL)



Use to support the chimney on a vertical wall. The triangular plates allow for a 2 3/4" adjustment of the support to the vertical surface. This support can also be used as a wall support above the insulated tee or as a support for an offset elbow. Refer to chart for load bearing capacity. In shorter chimney stack applications, the Wall-Support can also be used in place of a Tee Support. Universal design works with 5", 6", 7", or 8" pipe diameters.

SIZE	5"	6"	7"	8"	10"
A	8 1/2"	9 1/2"	10 1/2"	11 1/2"	13 1/2"
B	12"				
C	2 3/4"				
D	2"				
ORDER #	DTC-RESU-2			10DTC-RESU-2	
STOCK #	810017132			810017133	

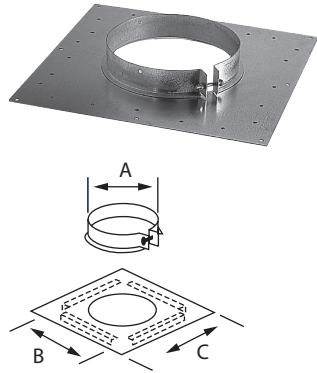
Roof Support  
(UNIVERSAL)



The roof support is versatile. A universal collar allows it to fit 5", 6", 7" and 8" chimney. It is typically used to support a chimney at the roof-deck. The mounting brackets easily adjust to suit any pitch. It can also be used as a re-support when placed upon a floor or mounted to a ceiling; or as offset support. Please refer to instructions for more details.

SIZE	5"	6"	7"	8"	10"
A	8"				
B	4"				
C	2"				
ORDER #	DTC-RS			10DTC-RS	
STOCK #	810007738			810013652	

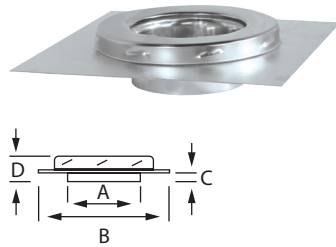
## Floor Support Plate



Use to support the chimney on a slab, floor, or joist. It includes a tightening collar that locks around the chimney and is secured by self-tapping screws (included). The collar rests on a horizontal plate screwed or nailed to the floor or slab. It can also serve as an intermediate support. Refer to chart for load bearing capacity.

SIZE	5"	6"	7"	8"	10"
A	7"	8"	9"	10"	12"
B	11"	12"	13"	14"	20"
C	16"	16"	16"	18"	18"
ORDER #	5DTC-FSP	6DTC-FSP	7DTC-FSP	8DTC-FSP	10DTC-FSP
STOCK #	810007690	810007739	810007801	810007862	810013648

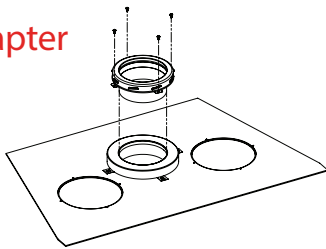
## Anchor Plate



Attach to a masonry or factory-built fireplace to provide proper connection to the chimney. The Anchor Plate can also be used with furnaces or boilers.

SIZE	5"	6"	7"	8"	10"
A	5"	6"	7"	8"	10"
B	12"				14"
C	2"				
D	3"				
ORDER #	5DTC-AP	6DTC-AP	7DTC-AP	8DTC-AP	10DTC-AP
STOCK #	810007691	810007740	810007802	810007863	810013634

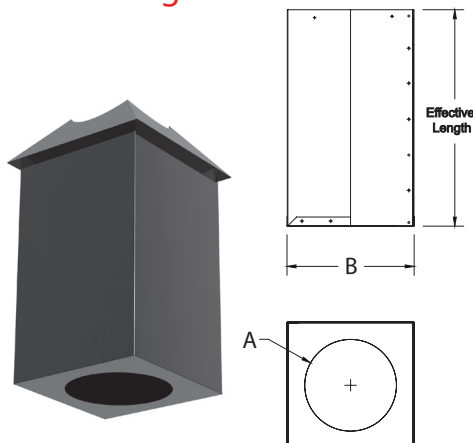
## IHP Adapter



Adapt IHP fireplaces to allow connection to Duravent's DuraTech® Canada Chimney.

SIZE	6"	7"
ORDER #	6IHP1	7IHP1

## Pass-Through Radiation Shield

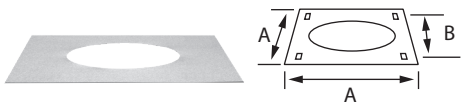


Use when insulated chimney passes up through a ceiling penetration from below. Suited for flat, vaulted, or cathedral applications. Integrated Firestop on bottom. Top can serve as an Attic Radiation Shield where required.

Factory insulation and square-to-round collar are included. Effective height (length) with standard extension is adjustable from 24" up to maximum of 46".

SIZE	6"	7"	8"
A	8 1/4"	9 1/4"	10 1/4"
B	12" x 12"	13" x 13"	14" x 14"
ORDER #	6DTC-SRSE	7DTC-SRSE	8DTC-SRSE
STOCK #	810014462	810014463	810014464

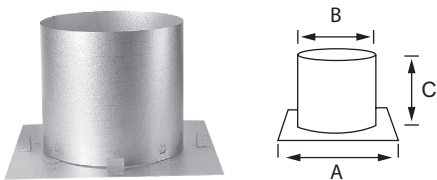
Firestop



Use below each combustible floor the chimney passes through.

SIZE	5"	6"	7"	8"	10"
A	14"	16"	16"	16"	18"
B	11"	12"	13"	14"	16"
ORDER #	5DTC-FS	6DTC-FS	7DTC-FS	8DTC-FS	10DTC-FS
STOCK #	810007692	810007741	810007803	810007864	810013645

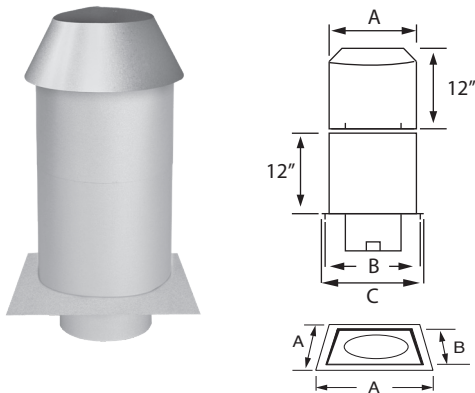
Firestop Radiation Shield



Can be used as alternative to the standard FS firestop. This version includes radiation shield. May be required by some appliance manufacturers.

SIZE	5"	6"	7"	8"	10"
A	16"				
B	10"	11"	12"	13"	15"
C	10"				
ORDER #	5DTC-FRS	6DTC-FRS	7DTC-FRS	8DTC-FRS	10DTC-FRS
STOCK #	810007693	810007744	810007806	810007867	810013644

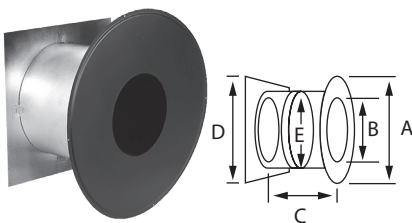
Adjustable Insulated Attic Radiation Shield



Two-piece overlapping design adjusts from 12" up to 22" height to accommodate deeper levels of insulation. Part is factory-insulated and includes both the base plate and collar as shown.

SIZE	5"	6"	7"	8"	10"
A	11"	12"	13"	14"	16"
B	11"	12"	13"	14"	16"
C	16"				18"
ORDER #	5DTC-ISIA	6DTC-ISIA	7DTC-ISIA	8DTC-ISIA	10DTC-ISIA
STOCK #	810007697	810007746	810007808	810007869	810013651

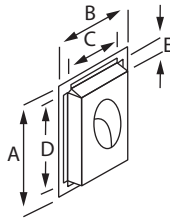

Wall Thimble



Designed to protect surrounding combustible materials when a chimney passes through a wall. Thimble works with wall thicknesses from 7" up to 12-1/2". Can be trimmed for use with thinner walls. Includes painted Decorative Collar for interior finish. Insulated to prevent heat loss or cold air intrusion.

SIZE	5"	6"	7"	8"	10"
A	17"	17"	20"	20"	20"
B	7 1/4"	8 1/4"	9 1/4"	10 1/4"	12 1/4"
C	7 1/2" to 12 1/2"				
D	14"	16"			18"
E	11"	12"	13"	14"	16"
ORDER #	5DTC-WTI-2	6DTC-WTI-2	7DTC-WTI-2	8DTC-WTI-2	10DTC-WTI-2
STOCK #	810017172	810017171	810017170	810017169	810017173

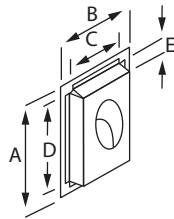

## Wall Radiation Shield - 30°



This part is to be used only with a wood-burning fireplace that has been certified for use with the chimney. It has been designed for use when the chimney passes through a wall at an angle.

SIZE	6"	7"	8	10"
A	34 3/4"	37 1/4"	39 1/4"	42 3/4"
B	15 1/8"	16 1/8"	17 1/8"	18 7/8"
C	11"	12"	13"	14 3/4"
D	30 5/8"	33 1/8"	35 1/8"	38 3/4"
E	3"			
ORDER #	6DTC-WRSI30	7DTC-WRSI30	8DTC-WRSI30	10DTC-WRSI30
STOCK #	810007749	810007811	810007872	810013661

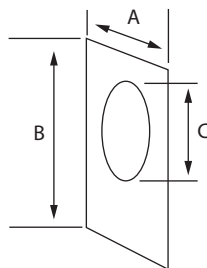
## Wall Radiation Shield - 45°



This part is to be used only with a wood-burning fireplace that has been certified for use with the chimney. It has been designed for use when the chimney passes through a wall at an angle.

SIZE	6"	7"	8	10"
A	24 3/8"	26 1/8"	27 1/2"	30"
B	15 1/8"	16 1/8"	17 1/8"	18 7/8"
C	11"	12"	13"	14 3/4"
D	20 1/4"	22"	23 3/8"	25 7/8"
E	3"			
ORDER #	6DTC-WRSI45	7DTC-WRSI45	8DTC-WRSI45	10DTC-WRSI45
STOCK #	810007750	810007812	810007873	810013662

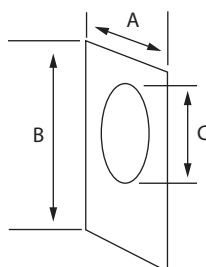
## Angled Firestop - 30°



For use with factory-built fireplaces certified with DuraTech Canada.

SIZE	6"	7"	8"	10"
A	15 3/8"	16 5/8"	17 5/8"	19 3/8"
B	35 1/4"	37 3/4"	39 3/4"	43 5/16"
C	13 5/16"	14 9/16"	15 9/16"	17 3/8"
ORDER #	6DTC-FS30	7DTC-FS30	8DTC-FS30	10DTC-FS30
STOCK #	810007742	810007804	810007865	810013646


## Angled Firestop - 45°



For use with factory-built fireplaces listed with DuraTech Canada.  
**For use in Canada only.**

SIZE	6"	7"	8"	10"
A	15 5/8"	16 5/8"	17 5/8"	19 5/8"
B	24 7/8"	26 5/8"	28"	30 1/2"
C	9 15/16"	10 13/16"	11 1/2"	12 3/4"
ORDER #	6DTC-FS45	7DTC-FS45	8DTC-FS45	10DTC-FS45
STOCK #	810007743	810007805	810007866	810013647

Roof Brace  
(UNIVERSAL)

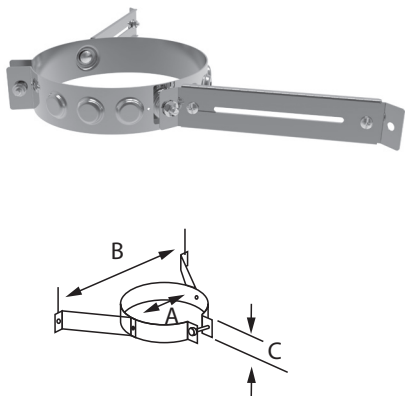


Required to stabilize chimney against wind-loading when 5 feet or more extends above the roof-line. Adjustable collar works with 5", 6", 7", or 8" pipe. Brace arms are adjustable from 60" up to 115".

Note: Not intended to provide protection against sliding ice or snow on a metal roof.

SIZE	5"	6"	7"	8"	10"
A	7"	8"	9"	10"	12"
B	60"				
ORDER #	DTC-XRB				10DTC-XRB
STOCK #	810007698				810013665

Universal Wall Strap



Use to provide lateral stability when chimney runs up an interior or exterior wall. Adjustable arms slide in or out to set required clearances. Adjustable collar works with 5", 6", 7", or 8" pipe.

Note: The use of wall bands at intervals of 8' is recommended.

SIZE	5"	6"	7"	8"	10"
A	7"	8"	9"	10"	12"
B	19"	21"	23"	25"	29"
C	2"				
ORDER #	DTC-WSU-2				10DTC-WSU-2
STOCK #	810017123				810017122


Guy Wire Band



Can be used to provide added stability to a chimney that protrudes from 5' up to 13' above a roof. Collar includes three eyelets for attaching wire rope (rope not included). Note: Not intended to provide protection from sliding ice & snow.

SIZE	6"	7"	8"	10"
A	2"			
ORDER #	6DTC-GWB	7DTC-GWB	8DTC-GWB	10DTC-GWB
STOCK #	810007751	810007814	810007874	810013649

Flat Roof Flashing

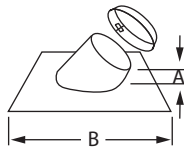


Galvanized Flat Roof Flashing. Storm collar included.

SIZE	5"	6"	7"	8"	10"
A	7½"				
B	20"	24"			
ORDER #	5DTC-FF	6DTC-FF	7DTC-FF	8DTC-FF	10DTC-FF
STOCK #	810007700	810007758	810007821	810007881	810013641



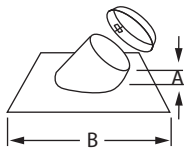
## Adjustable Roof Flashing



Galvanized Adjustable Roof Flashing. Choose from three different versions to match roof pitch. Storm collar is included.

SIZE		5"	6"	7"	8"	10"
1/12 - 7/12	A	6"				
	B	24"				
	ORDER #	5DTC-F7	6DTC-F7	7DTC-F7	8DTC-F7	10DTC-F7
	STOCK #	810007701	810007759	810007822	810007882	810013640
8/12 - 12/12	A	6"	4 3/8"	3 7/8"	3 7/8"	
	B	24"				30"
	ORDER #	5DTC-F12	6DTC-F12	7DTC-F12	8DTC-F12	10DTC-F12
	STOCK #	810007702	810007760	810007823	810007883	810013638
12/12 - 21/12	A	--	6 1/4"			
	B	--	36"			42"
	ORDER #	--	6DTC-F21	7DTC-F21	8DTC-F21	10DTC-F21
	STOCK #	--	810007761	810007824	810007884	810013639

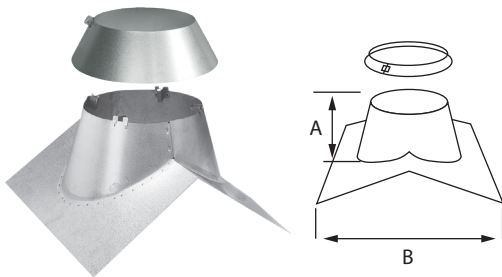
## DSA Roof Flashing



This flashing features a base plate made of malleable (aka "Dead-Soft") aluminum. This material is easily shaped-by-hand to match corrugated metal roofing or rounded clay-tile shingles. Storm Collar is included.

SIZE		6"	7"	8"
1/12 - 7/12 Aluminum Malleable	A	6"		
	B	36"		
	ORDER #	6DTC-F7DSA	7DTC-F7DSA	8DTC-F7DSA
	STOCK #	810007764	810007827	810007942
8/12 - 12/12 Aluminum Malleable	A	6"	6 3/8"	6 7/8"
	B	36"		
	ORDER #	6DTC-F12DSA	7DTC-F12DSA	8DTC-F12DSA
	STOCK #	810007765	810007828	810007887


## Peak Roof Flashing



Galvanized Peak Roof Flashing. Choose from two different versions to match roof pitch. Storm collar is included.

SIZE		6"	7"	8"	10"
1/12 - 7/12	A	3 5/8"			
	B	12"	13"	13 1/2"	15"
	ORDER #	6DTC-FP7	7DTC-FP7	8DTC-FP7	10DTC-FP7
	STOCK #	810007762	810007825	810007885	810013643
8/12 - 12/12	A	5"	4"	3 1/4"	1 1/2"
	B	14"			
	ORDER #	6DTC-FP12	7DTC-FP12	8DTC-FP12	10DTC-FP12
	STOCK #	810007763	810007826	810007886	810013642


Storm Collar



Collar fits over flashings to help prevent water intrusion. Generous shoulder width ensures effective protection in all climates when installed as directed. **Included with all roof flashing.** Same collar is also used with Attic Radiation Shields and Premium Shields.

SIZE	5"	6"	7"	8"	10"
A	5"				
ORDER #	5DTC-SC	6DTC-SC	7DTC-SC	8DTC-SC	10DTC-SC
STOCK #	810007703	810007766	810007829	810007888	810013653

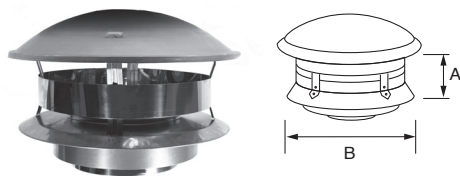
Snow Splitter  
(UNIVERSAL)



Ships flat, and folds easily on the job site. Includes 8 fastening flanges (4 on each side) for mounting. Made with heavy 14 gauge galvanized steel.

SIZE	5"	6"	7"	8"
ORDER #	SP			
STOCK #	810017196			

Vertical Cap

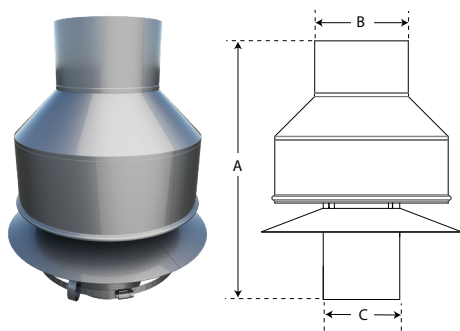


A vertical cap is required to prevent precipitation from entering the chimney. Unique clamp design allows for universal fit on any chimney with either a one-inch or two-inch wall thickness.

Note: Check local codes to determine if an optional spark arrester is required.

SIZE	5"	6"	7"	8"	10"
A	4 3/4"	4 3/4"	4 3/4"	4 3/4"	4 3/4"
B	12 1/4"	12 1/4"	12 1/4"	15 1/2"	15 1/2"
ORDER #	5VC	6VC	7VC	8VC	10VC
STOCK #	810017129	810017128	810017127	810017126	810017130

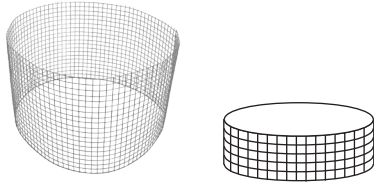
DIKAPT Chimney Cap



- Designed to address chimneys with downdraft issues.
- Diverts wind and rain to ensure flue gases are directed outward efficiently & effectively.
- Constructed of 300 Series Stainless Steel for strength & durability.
- Available in 5", 6", 7", 8" & 10" Diameters
- Listed & approved to UL 103HT

SIZE	5"	6"	7"	8"	10"
A	17 1/4"	19 1/4"	19 1/4"	19 1/4"	19 1/4"
B	6"	7"	8"	9"	11"
C	4 3/4"	5 3/4"	6 3/4"	7 3/4"	9 3/4"
ORDER #	195802	196802	197802	198802	1910802
STOCK #	5DK	6DK	7DK	8DK	10DK

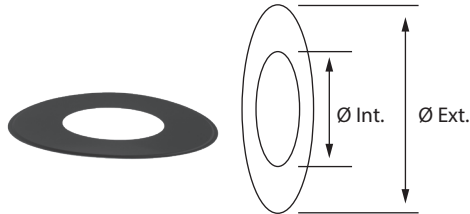
## Universal Spark Arrester Band



This band is wrapped around the vertical cap. Its purpose is to help prevent burning embers from escaping. As an added benefit, it keeps birds and other small animals from entering the chimney. Mesh must be cut to suit cap. Made of Stainless Steel.

SIZE	5"	6"	7"	8"
ORDER #	SA			
STOCK #	810017124			

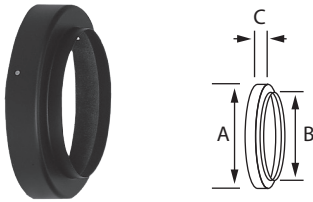
## Trim Collar



The optional decorative Trim Collar can be used to help provide a professional finish around the chimney when passing through a non-combustible wall.

SIZE	6"	7"	8"
Ø INTERIOR	8 1/8"	9 1/8"	10 1/8"
Ø EXTERIOR	17"	20"	20"
ORDER #	6DTC-TC	7DTC-TC	8DTC-TC
STOCK #	810007768	810007831	810007890

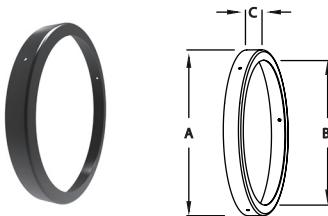
## Decorative Collar Single-Wall Stovepipe



Used in through-wall installations. Provides decorative finish with transition between chimney and single-wall stove pipe.

SIZE	5"	6"	7"	8"
A	7"	8"	9"	10"
B	5 1/8"	6 1/8"	7 1/8"	8 1/8"
C	1"			
ORDER #	5DTC-DC	6DTC-DC	7DTC-DC	8DTC-DC
STOCK #	810007707	810007770	810007834	810007893

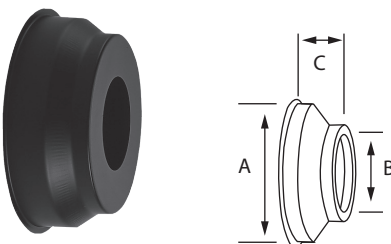
## Decorative Collar DVL Double-Wall Stovepipe



This component provides finish between the chimney and DVL double-wall stove pipe connection.

SIZE	6"	7"	8"
A	8 1/8"	9 3/8"	10 3/8"
B	7 1/8"	8 1/8"	9 1/8"
C	7/8"		
ORDER #	6DTC-DVL	7DTC-DVL	8DTC-DVL
STOCK #	810014842	810014843	810014844

## Finishing Cone

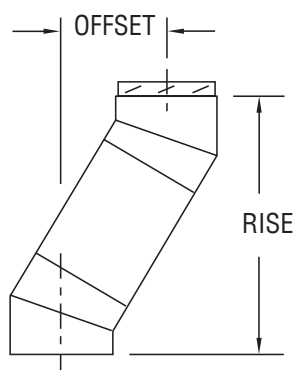


Use this optional part if desired to conceal 5" projection of horizontal chimney section within dwelling. Must be used in combination with flue extension.

SIZE	6"
A	12"
B	6 1/4"
C	5 1/2"
ORDER #	6DTC-FC
STOCK #	810007769

## Offset Chart

Use to determine the lengths required for an installation. Determine the offset required in view of the obstacles that must be avoided. Refer to the offset/rise chart to determine the elbows required as well as the insulated lengths needed. Check the corresponding offset height dimensions.



### ELBOW OFFSET & RISE CHART

One length between elbows							
Angle	SIZE.	8"	12"	18"	24"	36"	48"
15°	6", 7", 8"	Offset	3 5/16"	4 5/16"	5 7/8"	7 7/16"	10 1/2"
		Rise	15 11/16"	19 9/16"	36 3/8"	31 3/16"	42 3/4"
		Two lengths between elbows					
		Offset	8" & 48"	12" & 48"	18" & 48"	24" & 48"	36" & 48"
30°	6", 7", 8"	Offset	15 3/8"	16 7/16"	18"	19 1/2"	25 5/8"
		Rise	60 15/16"	64 13/16"	70 9/16"	76 3/8"	87"
		Two lengths between elbows					
		Offset	8" & 48"	12" & 48"	18" & 48"	24" & 48"	36" & 48"
45°	6", 7", 8"	Offset	30 13/16"	32 13/16"	35 13/16"	38 13/16"	44 13/16"
		Rise	60 9/16"	64"	69 1/4"	74 7/16"	84 13/16"
		One length between elbows					
		Offset	8"	12"	18"	24"	36"
60°	6", 7", 8"	Offset	7 7/16"	9 7/16"	12 7/16"	15 7/16"	21 7/16"
		Rise	20"	23 1/2"	28 11/16"	33 7/8"	44 1/4"
		Two lengths between elbows					
		Offset	8" & 48"	12" & 48"	18" & 48"	24" & 48"	36" & 48"
75°	6", 7", 8"	Offset	30 13/16"	32 13/16"	35 13/16"	38 13/16"	44 13/16"
		Rise	60 9/16"	64"	69 1/4"	74 7/16"	84 13/16"
		One length between elbows					
		Offset	8"	12"	18"	24"	36"
90°	6", 7", 8"	Offset	10 5/16"	13 3/16"	17 3/8"	21 5/8"	30 1/8"
		Rise	17 13/16"	20 5/8"	24 7/8"	29 1/8"	37 5/8"
		Two lengths between elbows					
		Offset	8" & 48"	12" & 48"	18" & 48"	24" & 48"	36" & 48"
135°	6", 7", 8"	Offset	43 7/16"	46 1/4"	50 1/2"	54 3/4"	63 1/4"
		Rise	50 15/16"	53 3/4"	58"	62 1/4"	70 3/4"
		One length between elbows					
		Offset	8"	12"	18"	24"	36"
180°	6", 7", 8"	Offset	10 5/16"	13 3/16"	17 3/8"	21 5/8"	30 1/8"
		Rise	17 13/16"	20 5/8"	24 7/8"	29 1/8"	37 5/8"
		Two lengths between elbows					
		Offset	8" & 48"	12" & 48"	18" & 48"	24" & 48"	36" & 48"



BUILD FOR THE FUTURE

Customer Service and Support:

Airmate (USA) .....	800.992.8368
Airmate (CAN) .....	888.735.5475
Ameriflow .....	800.252.8467
Amerivent (Retail) .....	800.252.8467
Amerivent (Hearth & Wholesale) ....	800.423.4270
Amerivent (Support) .....	800.748.0392
AMPCO (USA) .....	800.669.3269
AMPCO (CAN) .....	888.735.5475
Duravent .....	800.835.4429
Hart & Cooley .....	800.433.6341
Hart & Cooley (Support) .....	800.748.0392
Heatfab (USA) .....	800.772.0739
Heatfab (CAN) .....	800.848.2149
Lima .....	800.423.4270
Milcor .....	800.774.5240
Portals Plus .....	800.774.5240
RPS .....	800.624.8642
Security Chimney (USA) .....	800.361.4909
Security Chimney (CAN) .....	800.667.3387
Selkirk (USA) Residential .....	800.992.8368
Selkirk (USA) Commercial .....	800.848.2149
Selkirk (USA) Support .....	800.748.0392
Selkirk (CAN) .....	888.735.5475

Manufacturing & Distribution Centers:

CANADA	
Nobel, ON	Manufacturing
Laval, QC	Manufacturing
Prescott, ON	Distribution
USA	
Grand Rapids, MI	Center of Excellence
Dallas, TX	Distribution
Englewood, OH	Distribution
Huntsville, AL	Manufacturing & Distribution
Mira Loma, CA	Distribution
Nampa, ID	Manufacturing & Distribution
Turner Falls, MA	Manufacturing & Distribution
Vacaville, CA	Manufacturing
MEXICO	
Ojinaga, MX	Manufacturing
Mexicali, MX	Manufacturing

Corporate Headquarters:

Duravent Group  
28 W. Adams, Suite 1810  
Detroit, MI 48226  
Tel: 800.835.4429  
Email: [info@duraventgroup.com](mailto:info@duraventgroup.com)  
[www.duraventgroup.com](http://www.duraventgroup.com)



# duravent™

**duravent™**  
GROUP

BUILD FOR THE FUTURE

[www.duraventgroup.com](http://www.duraventgroup.com)



For warranty information:  
Scan this QR code or visit  
[www.duraventgroup.com/warranties](http://www.duraventgroup.com/warranties)

© 2024 Duravent Group. All rights reserved.  
DV\_DTC\_CT-001-E\_01-24